



# INTRODUCTI ON TO INSTAGRAM





# OBJECTIVES



- Downloading instagram app
- Creating an account
- Putting profile picture
- Making first post
- Examples of different features

# HOW TO DOWNLOAD THE APP



- Open app store on your iphone
- Search for Instagram in the search bar
- Click 'get' beside it
- Click open after instaling is done
- Go to your homepage and launch it

# INSTAGRAM ON PHONE







# DIFFERENT WAYS OF SIGNING UP

- Through your email
- Through Linking other social media accounts
- By your phone number

# SIGNING UP



Filling personal details



Creating username



Profile picture



following other accounts



viewing stories

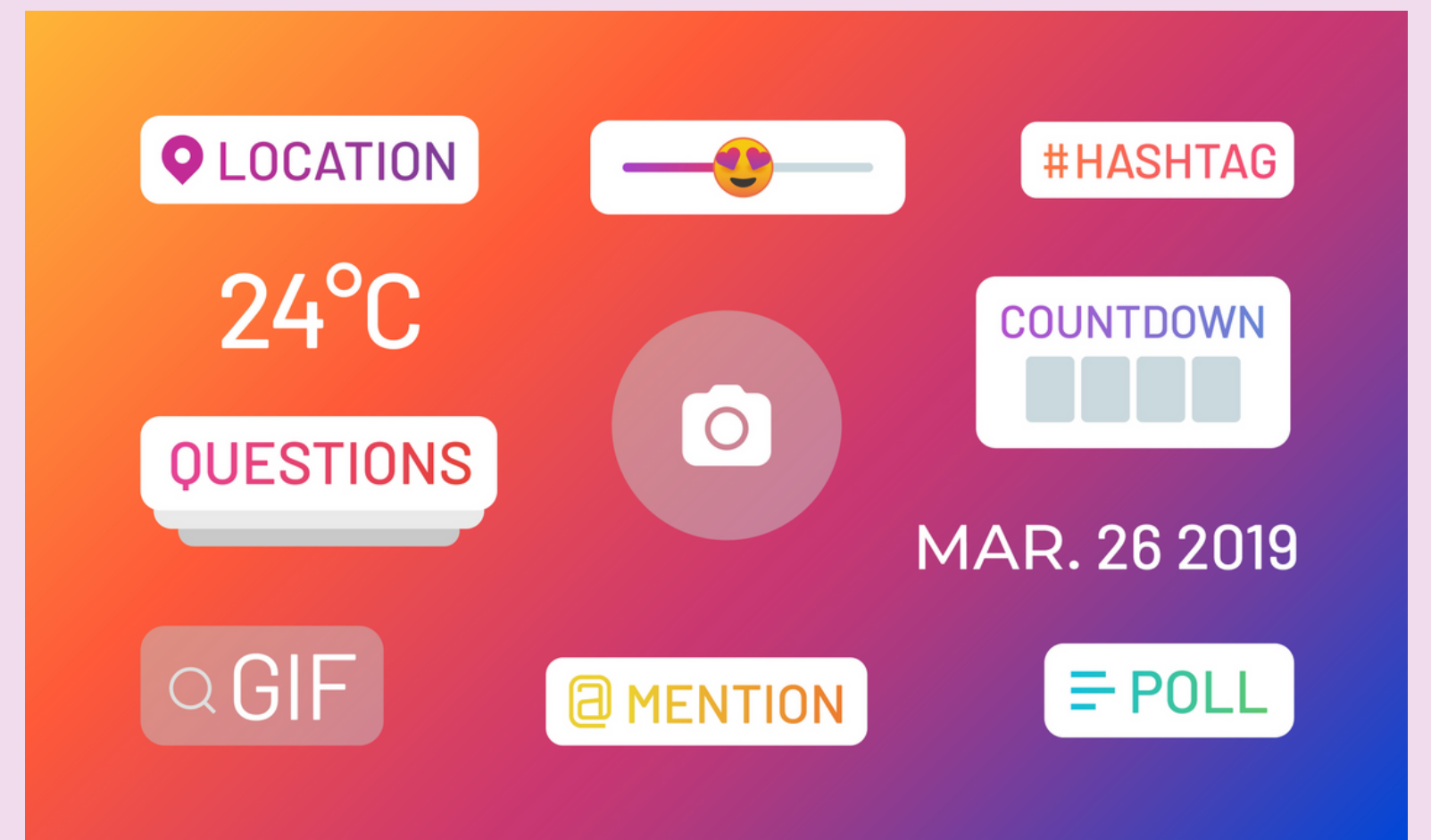
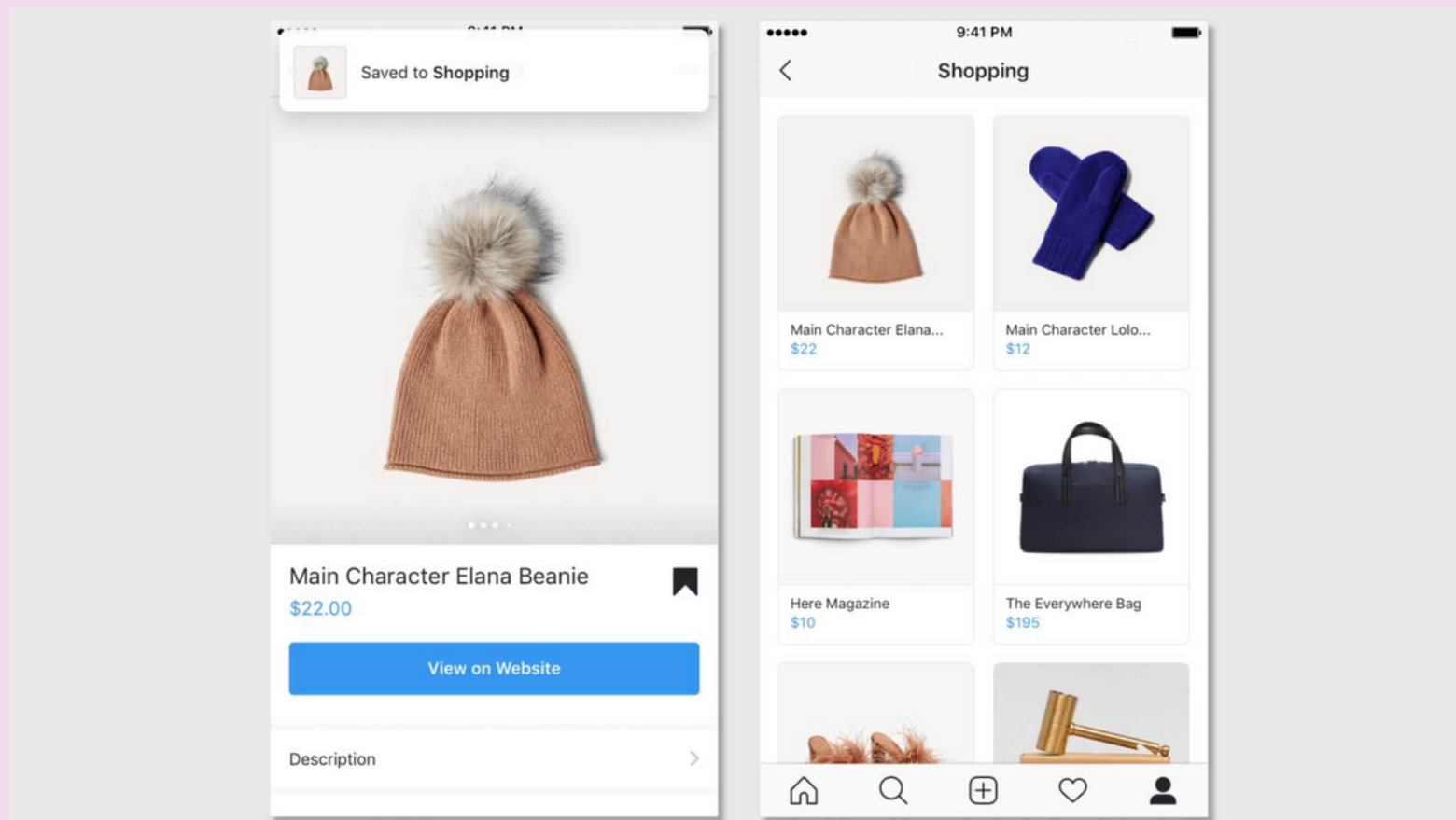


# MAKING A POST

- Click on the '+' button at the top of the home page
- Chose a media from your gallery or take with your camera
- Add description, location and other social media profiles
- click post



# EXAMPLES OF INSTA FEATURES





Thank You!

The image features the text "Thank You!" written in a black, elegant cursive font. The text is positioned in the upper half of the frame. Below the text, there is a vibrant, abstract background consisting of diagonal brushstrokes in various colors: blue, purple, pink, red, and yellow. The strokes are layered and have a soft, painterly texture, creating a sense of movement and energy. The overall composition is clean and visually appealing.